


## DANA 60 COMPONENTS



30275	Dana 60 Pinion Nut Washer	2.25
39014	MW Dana 60 Pinion Yoke 1350 joint <i>29-spline, 4340 steel for 1350 series U-joint</i>	195.00
39091	MW Dana 60 Pinion Yoke 1410 joint <i>29-spline, 4340 steel for 1410 high misalignment series U-joint</i>	304.00
53171	Spool Bearings, Dana 60	99.00
53172	Pinion Bearing Set, Dana 60	112.38
56900	Dana 60 Ring Gear Bolt Kit	40.00
56901	Dana 60 Cover Gasket	9.45

56902	Dana 60 Pinion Nut	5.80
56904	Dana 60 Pinion Seal	30.05
56910	Dana 60 Shim Kit <i>Pinion depth and pre-load shims, spool shims, gasket, pinion nut and washer.</i>	89.84
56940	Axle Gear,(ea.) <i>For Dana 60 Powr-Loc™ with 35 splines.</i>	149.06
56950	Ring Gear Spacer <i>Dana 60 for using 4.56 to 7.17 gear on 3.54 to 4.10 carrier.</i>	63.50
56955	Dana 60 Chrome Cover	43.95
56956	Dana 60 Cover Bolt Kit (10 pcs)	15.60



56960 Power-Lock™ Kit

56960	Powr-Lock™ Kit Dana 60 or 70 <i>Clutches, axle and spider gears, spider gear pin for 35 spline Powr Lock™ posi traction. Converts 23 spline carriers to 35.</i>	645.42
83-1034	Gear Installation Kit, Dana 60 <i>Shims (carrier, pinion depth, and preload), pinion nut, carrier bearings, pinion bearings, ring gear bolts, pinion nut and washer, gear marking compound and gasket.</i>	251.39


## DANA CENTER COVER & CAP

Replace one of the most common component failures on a Dana 60 with a MW billet steel replacement cap. The Dana 60 typically only requires one on the drivers side. Installation requires milling or rod cap grinding on the parting line of the cap.


The TA rear cover strengthens the housing and provides support to the main caps. Covers are available as an upgrade to complete rears, or separately. Steel replacement caps are recommended as the first upgrade on O.E.M. Dana type rears.

The Strange reproduced center housing that is used for the Dana 60 housing is available for special projects. It features threaded adjusters and bolt pattern for the pinion snubber like were available on the Mopar-Chrysler Hemi Cars in the seventies.

56200	Dana 60 Steel Main Cap w/fasteners (ea)	98.00
888	Labor (cap installed by MW Ent.) (ea)	75.00
TA1812	TA Rear Cover	258.85
56000	Center Housing for Dana 60	553.00



## MOPAR HOUSING ENDS AND RETAINERS



53189

56501

Replacement Mopar ends are produced that utilizes a larger 3.150 O.D. bearing. The 53189 end allow the advantage of the larger bearing bore, (up to 45mm) wheel bearings that increase the axle strength. If you are using aftermarket drag race disk brakes we recommend using our 58580 housing ends. It is the most straightforward end that all the dimensions are standardized. It also has the advantage that the caliper can be mounted in four different clock angels if needed.

53189	Mopar Housing Ends, (pr) <i>For Mopar brakes using 58503, 58504 and 58505 axle bearing.</i>	160.00
56501	Mopar Bearing Retainers, (pr) <i>For 53189 and 53188 Mopar housing ends.</i>	32.00

**MARK WILLIAMS Enterprises®**