

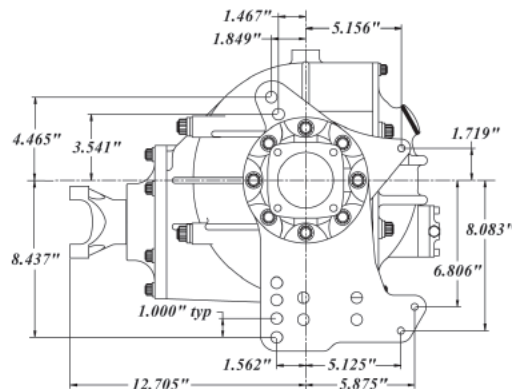
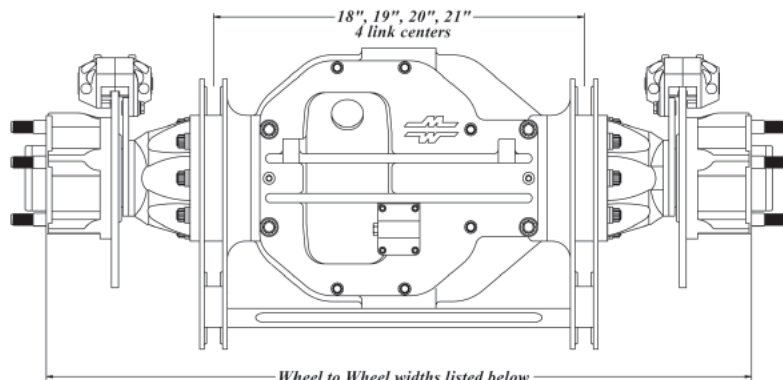

## 12" Pro 4-LINK

# MW Modular

Pro Mod and Nitro Coupe racers have an option when it comes to rear end assemblies. Ring and pinion life for the 9" Ford type rears can be a constant issue. The 12" Modular make those issues a thing of the past. The 12" Pro 4-link rear from Mark Williams represents a massive gear life improvement for high horsepower 4-link drag race cars such as Pro Mods and Nitro Coupes.

At the heart is a rugged center module that is cast from the same tough aircraft alloy used in all MW cast aluminum components. It also incorporates the thru bolt design carried with a strength enhancing cover. The bolt pattern on the mounting faces on both sides of the center is the same as MW's 9" modular rear. This means, with slight modification, all the existing MW modular hardware such as 4 link brackets, lower tie bar, end bells and floater assembly will bolt directly to this new 12" assembly, simplifying the upgrade from a MW 9" modular. The gear set features an 11" diameter (12" pitch diameter) ring gear and 40-spline pinion shaft are all produced in the USA with the most popular and special ratios available.

90775 Pro 4-Link 12" Floater Assembly



## MODULAR 12" Pro 4-LINK ASSEMBLIES



90780 Pro-Mod 4-Link carbon floater  
with 4130 steel brackets

- |   |           |
|---|-----------|
| 90780 Complete 12" Mod 4 Link Assembly . . .  | 16,598.00 |
| <i>Uses 4130 steel 4-link brackets, MW steel brake disc full floater assembly with lightened brake discs, end bells and axles. (17-1/4" centers 34-5/8" wheel to wheel).</i>      |           |
| 90785 Complete 12" Mod 4-Link Assembly . . .  | 20,814.00 |
| <i>Uses 4130 Steel 4-Link brackets, full floater assembly with MW carbon/carbon disc brakes, end bells and axles. (17-1/4" centers 34-5/8" wheel to wheel).</i>                   |           |
| 90020 12" Modular Center Section . . . . .  | 11,145.00 |
| <i>Fully assembled center casting with gears, spool, pinion support, yoke and hardware. For easy swaps.</i>   |           |
| 91100 Lube Pump Assembly . . . . .  | 645.00    |
| <i>Bolts to rear cover on solid or 4 link rear. Includes pump shaft and all plumbing. A must on Top Alcohol and Pro Mod cars Included in all assemblies..</i>                     |           |
| 90770 Complete 12" Mod 4 Link Assembly . . .  | 17,658.00 |
| <i>Complete 90020 center with MW full floating 40 spline axles, lightened steel brakes, aluminum 4-link brackets, end bells and axles. (18" centers, 35-1/2" wheel to wheel).</i> |           |
| 90775 Complete 12" Mod 4 Link Assembly . . .  | 20,360.00 |
| <i>Complete 90020 center with MW full floating 40 spline axles, carbon/carbon brakes, aluminum 4-link brackets, end bells and axles. (18" centers 35-1/2" wheel to wheel).</i>    |           |

See charts on pages 54 and 55 for 4-link widths and floater spindle combinations. Special narrow steel 4-link as above can be special built. Call for pricing on special widths and combinations.

toll free  
**800-525-1963**

on the web  
**www.markwilliams.com**